

Gardening

Resources

- ❖ Plant an Herb Garden
www.pbs.org/parents/crafts-and-experiments/grow-an-herb-garden
- ❖ The Herb Garden Club: A Collection of Herbal Stories and Activities for Children of all Ages by [Kathy Stevens](#)
- ❖ The Yummy Alphabet Book: Herbs, Spices, and Other Natural Flavors by [Jerry Pallotta](#)















Extend the Moment

- Talk about herbs you like to use at home.
- Invite your child into the kitchen- have them cook with you, try a new recipe with a new herb.
- Take a walk around the grocery store and smell the herbs, which ones does your child recognize.
- Herbs are super easy to plant at home- can even be done on a windowsill, give it a try! Have your child make predictions about what will happen. Ask them to describe what the plants will look like in a day, a week, or a month. What color will they be and how tall will they grow?



Plant Identifier Sticks



 M I N T			 L E M O N B A L M		
 R A D I S H			 S U N F L O W E R		

Print, cut out, laminate and distribute the following plant identifier sticks to your group of children as needed for the seeds they are planting.

You can use a permanent marker to write other plant names on the blank plant identifier sticks.