








PROGRAM	WATCH & PLAY
<p>Monday, October 12, 2020 at 11am SESAME STREET</p> 	<p>EARLY LITERACY</p> <p>EPISODE - Humpty Dumpty's Football Dream</p> <p>FOCUS - Rhyming (phonemic awareness)</p> <p><small>PA STANDARD: 1.1.PK.C – DEMONSTRATE UNDERSTANDING OF SPOKEN WORDS, SYLLABLES, AND SOUNDS (PHONEMES)</small></p> <p>ACTIVITY: TRY THIS</p> <p>For younger children, the best way to introduce rhyming is through songs and finger plays. Try singing and repeating together songs or nursery rhymes such as “Humpty Dumpty”, “Itsy Bitsy Spider”, “Five Little Monkeys Swinging in A Tree”, Baa Baa Black Sheep” and “Twinkle, Twinkle Little Star”.</p>
<p>Tuesday, October 13, 2020 at 11:30am PEG+CAT!</p> 	<p>MATHE THINKING</p> <p>EPISODES - The Compost Problem/Raiders of the Lost Arch</p> <p>FOCUS - Positional skills: using a simple map</p> <p><small>PA STANDARD: 2.3.PK.A.1 – IDENTIFY AND DESCRIBE POSITIONAL WORDS 7.1.PK.A – EXPLAIN HOW A MAP IS A REPRESENTATION OF PLACES</small></p> <p>ACTIVITY: TRY THIS</p> <p>Making and following a treasure map based on your living room or backyard will help your child translate a two-dimensional view into the three-dimensional real world. Hide an object and mark it on the map with a red X for your child to hunt. When you are helping your child with hints and clues, try to use positional words such as on, under, above, in front of, behind and between.</p>
<p>Wednesday, October 14, 2020 at NOON SCI GIRLS</p> 	<p>SCIENCE THINKING</p> <p>EPISODE - Terrific Pacific</p> <p>FOCUS - Ocean life</p> <p><small>PA STANDARD: 3.1.PK.A.5 NAME BASIC PARTS OF LIVING THINGS. 4.4.PK.A – IDENTIFY WHAT PLANTS AND ANIMALS NEED TO GROW</small></p> <p>ACTIVITY: TRY THIS</p> <p>Talk to your child about the plants and animals that live in the ocean. Point out different plants and animals you see in your daily activities and ask your child how they are different from the plants and animals that live in the ocean. Then play a Land/Ocean sorting game. Tell your child an animal and see if they can guess if that animal lives on land or in the ocean.</p>
<p>Thursday, October 15, 2020 at 12:30pm WILD KRATTS</p> 	<p>SCIENCE THINKING</p> <p>EPISODE - Mystery of the North Pole Penguins?</p> <p>FOCUS - Penguins</p> <p><small>PA STANDARD: 3.1.PK.A.5 NAME BASIC PARTS OF LIVING THINGS. 4.4.PK.A – IDENTIFY WHAT PLANTS AND ANIMALS NEED TO GROW</small></p> <p>ACTIVITY: TRY THIS</p> <p>Talk with your child about characteristics of penguins. Ask them to describe what penguins look like. Can penguins fly? Can penguins swim? What do penguins like to eat? See if they can describe where penguins live. Then tape a large line across the floor and take turns waddling like a penguin on the line.</p>
<p>Friday, October 16, 2020 at 12:30pm WILD KRATTS</p> 	<p>SCIENCE THINKING</p> <p>EPISODE - Aye Aye</p> <p>FOCUS - Role playing: pirates</p> <p><small>PA STANDARD: 10.4.PK.A – DEMONSTRATE COORDINATION OF BODY MOVEMENTS IN ACTIVE PLAY</small></p> <p>ACTIVITY: TRY THIS</p> <p>Challenge your child to imagine he/she is different characters and act the part: Walk and talk like pirates. Act confident like a superhero! Babble and crawl like a baby. Be a butterfly! Hop like a grasshopper! Act like a favorite storybook character.</p>