








PROGRAM	WATCH & PLAY
<p>Monday, January 25, 2021 at 10:30am ELINOR WONDERS WHY</p> 	<p>SCIENCE THINKING</p> <p>EPISODES - Follow That Roly Poly/Rain, Rain Don't Go Away</p> <p>FOCUS - Exploring rain</p> <p><small>PA STANDARD: 3.3.PK.A.4 – IDENTIFY A VARIETY OF USES FOR WATER 4.4.PK.A – IDENTIFY WHAT PLANTS AND ANIMALS NEED TO GROW</small></p> <p>ACTIVITY: TRY THIS</p> <p>Talk with your child about how rain helps plants, trees and animals live and grow. Then explore the properties of water by jumping in puddles together. After a rainstorm, put on some boots and go outside. What happens when you jump in a small shallow puddle? What about a big, deep puddle? Introduce and use vocabulary like splash, splatter, squish and sprinkle.</p>
<p>Tuesday, January 26, 2021 at 11:30am PEG + CAT</p> 	<p>MATH THINKING</p> <p>EPISODES - The Allergy Problem/I Do What I Can: The Musical</p> <p>FOCUS - Sorting and counting by 5's</p> <p><small>PA STANDARD: 2.1.PK.A.2 – COUNT TO TELL THE NUMBER OF OBJECTS 2.4.PK.A.4 – CLASSIFY OBJECTS AND COUNT THE NUMBER OF OBJECTS IN EACH CATEGORY</small></p> <p>ACTIVITY: TRY THIS</p> <p>Gather 4 groups of 5 different small items (for example, 5 cheerios, 5 marshmallows, 5 crackers, 5 candies). Mix the items up and then have your child sort the items by their type. After they are done sorting, count the number of items in each group with your child (1, 2, 3, 4, and 5). Talk about how all the groups have the same number—5. Then together count the fingers on your hand. Hold your child's hand and together place their hand on each group and count the groups by 5's (5, 10, 15, and 20).</p>
<p>Wednesday, January 27, 2021 at 11am SESAME STREET</p> 	<p>SOCIAL AND EMOTIONAL LEARNING/ EARLY LITERACY</p> <p>EPISODE - A Very Special Fiesta</p> <p>FOCUS - Literacy activity: Fiesta</p> <p><small>PA STANDARD: 1.1.PK.B – IDENTIFY BASIC FEATURES OF PRINT 1.1.PK.D – DEVELOP BEGINNING PHONICS AND WORD SKILLS 1.1.PK.C – DEMONSTRATE UNDERSTANDING OF SPOKEN WORDS, SYLLABLES, AND SOUNDS (PHONEMES)</small></p> <p>ACTIVITY: TRY THIS</p> <p>Encourage your child to think of items they would like to have for a pretend fiesta party. Write “My Special Fiesta” on top and then write out numbers 1-10. Each number represents the amount of the item—for example: one cake, two elephants, three balloons, four horns, five balls, etc. Your child can dictate their ideas (let them be creative since this is a pretend fiesta). Older children can write out phonetically and draw pictures.</p>
<p>Thursday, January 28, 2021 at 11:30am PEG + CAT</p> 	<p>MATH THINKING</p> <p>EPISODES - Richard the Third/The Lemonade Problem</p> <p>FOCUS - Numbers and counting: ordinal numbers</p> <p><small>PA STANDARD: 2.1.PK.A.1 – KNOW NUMBER NAMES AND COUNT SEQUENCE 2.1.PK.A.2 COUNT TO TELL THE NUMBER OF OBJECTS</small></p> <p>ACTIVITY: TRY THIS</p> <p>Place a collection of up to ten identical items (cheerios, spoons, etc.) in a line. Review the position of each item using ordinal numbers. Replace one of the items with a different item or a different color of the same item. Ask your child which item is different. For example, you might show eight spoons, and then replace one with a fork. Next, you would ask, “Which one is different?” Point to each item and offer hints such as “Is it the first one? The second one?” and so on until your child feels confident answering.</p>
<p>Friday, January 29, 2021 at 10am DANIEL TIGER'S NEIGHBORHOOD</p> 	<p>SOCIAL AND EMOTIONAL LEARNING</p> <p>EPISODES - Katerina's Costume/Dress Up Day</p> <p>FOCUS - Dress up: inspire creativity and imaginary play/storytelling</p> <p><small>PA STANDARD: 1.5.PK.D – USE SIMPLE SENTENCES; SHARE STORIES, FAMILIAR EXPERIENCES AND INTERESTS, SPEAKING CLEARLY ENOUGH TO BE UNDERSTOOD BY MOST AUDIENCES 9.1.D.PK.B – RECREATE A DRAMATIC PLAY EXPERIENCE FOR AN AUDIENCE</small></p> <p>ACTIVITY: TRY THIS</p> <p>Have a Family Dress Up Day! Be creative and try different ways you can dress up—mix and match clothes to make silly combinations; dress up in nice or fancy clothes; put together a homemade costume with items you have in your home (towels or scarves can be used as wings; make hats out of paper; redesign old clothes with scissors and markers, etc.) Then, put on a parade or a pretend show together. Let the costumes inspire your child to imagine they are a character in a pretend story and act it out.</p>