








PROGRAM	WATCH & PLAY
<p><b>Monday,</b> <b>January 4, 2021</b> <b>at 11:00am</b> <b>SESAME STREET</b></p> 	<p><b>SOCIAL AND EMOTIONAL LEARNING/LITERACY</b></p> <p><b>EPISODE - Big Bird Across America</b></p> <p><b>FOCUS - Literacy activity: exploring US States</b></p> <p><small>PA STANDARD: CC.1.4.K.B USE A COMBINATION OF DRAWING, DICTATING, AND WRITING. CC.1.4.K.C. WITH PROMPTING AND SUPPORT, GENERATE IDEAS AND DETAILS TO CONVEY INFORMATION.</small></p> <p><b>ACTIVITY: TRY THIS</b></p> <p>Write a letter or post card to someone you know who lives in another state. If you don't know anyone, consider writing to a governor of a state your child is interested in. Younger children can dictate or write out phonetically. Extend this activity by researching about this state—what questions do they have about the state? Can they locate the state on the United States map? If they were to travel there by car or bus, how long would it take? Older children can map out a driving route and include places they would like to visit along the way.</p>
<p><b>Tuesday,</b> <b>January 5, 2021</b> <b>at 11:30am</b> <b>PEG + CAT</b></p> 	<p><b>MATHEMATICS</b></p> <p><b>EPISODES - The Funky Seventies Problem/The Umbrella Problem</b></p> <p><b>FOCUS - Exploring depth (how deep?) and capacity (which holds more or less?)</b></p> <p><small>PA STANDARD: CC.2.4.K.A.1 DESCRIBE AND COMPARE ATTRIBUTES OF LENGTH, AREA, WEIGHT, AND CAPACITY OF EVERYDAY OBJECTS</small></p> <p><b>ACTIVITY: TRY THIS</b></p> <p>The kitchen is a great place to explore how we use standard units of capacity like cups, pints, quarts and gallons. Follow a recipe together to measure exact amounts of the ingredients. You can also go on a measurement scavenger hunt. Your child can search your cupboards and refrigerator for various capacity measures like ounces, pints, quarts and gallons.</p>
<p><b>Wednesday,</b> <b>January 6, 2021</b> <b>at 10am</b> <b>DANIEL TIGER'S NEIGHBORHOOD</b></p> 	<p><b>SOCIAL AND EMOTIONAL LEARNING</b></p> <p><b>EPISODES - The Class Votes/The Neighborhood Votes</b></p> <p><b>FOCUS - Voting and using tally marks</b></p> <p><small>PA STANDARD: CC.2.1.K.A.2 APPLY ONE-TO-ONE CORRESPONDENCE TO COUNT THE NUMBER OF OBJECTS. CC.2.1.K.A.3 APPLY THE CONCEPT OF MAGNITUDE TO COMPARE NUMBERS AND QUANTITIES.</small></p> <p><b>ACTIVITY: TRY THIS</b></p> <p>Talk to your child about how voting can help us make a fair decision. Ask your child to think of a time when taking a vote might help when friends and family do not agree. When an even number of people vote (2, 4, 6, etc.), sometimes there will be a tie. "Two of us want ice cream and two of us want cake for dessert. How should we decide what to do?" Then, try taking a family vote on what movie to watch, book to read, or what to have for dinner. Explain that everyone in the family gets one vote. Encourage your child to use tally marks to keep track of votes. Then, the book, movie, or meal with the most votes wins!</p>
<p><b>Thursday,</b> <b>January 7, 2021</b> <b>at 10:30am</b> <b>ELINOR WONDERS WHY</b></p> 	<p><b>SCIENCE AND NATURE</b></p> <p><b>EPISODE - The Lizard Lounge/Feathers</b></p> <p><b>FOCUS - How birds use feathers</b></p> <p><small>PA STANDARD: 3.3.4.B - KNOW THAT LIVING THINGS ARE MADE UP OF PARTS THAT HAVE SPECIFIC FUNCTIONS</small></p> <p><b>ACTIVITY: TRY THIS</b></p> <p>Encourage your child to list three reasons why birds need feathers. Try to observe the birds that live in your area and talk about their different characteristics. How large or small are they? What color are their feathers? How do their feathers help them? Then try to make a feather(s) by coloring a piece of paper or coffee filter (spray lightly with water and let dry) and cutting it out in the shape of a feather. Your child can play with the feathers or you can glue them onto an outline of a bird drawn on a piece of cardboard or paper.</p>
<p><b>Wednesday,</b> <b>January 8, 2021</b> <b>at 10am</b> <b>DANIEL TIGER'S NEIGHBORHOOD</b></p> 	<p><b>SOCIAL AND EMOTIONAL LEARNING</b></p> <p><b>EPISODES - Be A Vegetable Taster!/Daniel Tries A New Food</b></p> <p><b>FOCUS - Exploring fruits and vegetables and trying new things</b></p> <p><small>PA STANDARD: CC.2.4.K.A.1 DESCRIBE AND COMPARE ATTRIBUTES OF LENGTH, AREA, WEIGHT, AND CAPACITY OF EVERYDAY OBJECTS</small></p> <p><b>ACTIVITY: TRY THIS</b></p> <p>Talk about your favorite foods together including favorite vegetables and fruit. Then review a simple recipe together. Are there ways to incorporate vegetables or fruit into the recipe? Brainstorm and try it! Provide measuring cups and spoons to explore and use.</p>