








PROGRAM	WATCH & PLAY
<p>Monday, December 21, 2020 at 11:30am SUPER WHY!</p> 	<p>ENGLISH/LANGUAGE ARTS AND LITERACY</p> <p>EPISODE - The Tortoise and the Hare</p> <p>FOCUS - Writing journal: favorite game and why; Word bingo game</p> <p><small>PA STANDARD: CC.1.1.K.C DEMONSTRATE UNDERSTANDING OF SPOKEN WORDS, SYLLABLES, AND SOUNDS (PHONEMES). CC.1.1.K.D KNOW AND APPLY GRADE-LEVEL PHONICS AND WORD ANALYSIS SKILLS IN DECODING WORDS CC.1.4.K.B USE A COMBINATION OF DRAWING, DICTATING, AND WRITING.</small></p> <p>ACTIVITY: TRY THIS</p> <p>Make a journal by folding plain/lined paper in half or use a notebook. Older children will be encouraged to write in this journal over the winter break. Ask your child to write about their favorite game and why they enjoy it.</p> <p>Play a word bingo game together. Make a board with three boxes across and three boxes down. Write in the words from the word list below in each square. Put a free space in the middle. For younger children, use the suggested hints. When they get three in a row, call out "Super Why!" Bingo words: "Tortoise" (This word starts with a "T") "Hare" (This word starts with an "H"/this word has a long "A" sound/another word for this is bunny) "Go" (This word starts with "G"/This word has the long letter "O") "Bell" (This word is part of the "ELL" family) "Runs" (This word starts with an "R") "Stop" (This is the opposite of "GO") "Jumps" (This starts with a "J") "Sing" (This word is an "ING" family word).</p>
<p>Tuesday, December 22, 2020 at 11am SESAME STREET</p> 	<p>SOCIAL AND EMOTIONAL LEARNING / LITERACY</p> <p>EPISODE - Let's Draw</p> <p>FOCUS - Drawing a picture to use as story writing prompt</p> <p><small>PA STANDARD: CC.1.4.K.B USE A COMBINATION OF DRAWING, DICTATING, AND WRITING. CC.1.5.K.B ASK AND ANSWER QUESTIONS ABOUT KEY DETAILS IN A TEXT READ ALOUD OR PRESENTED ORALLY.</small></p> <p>ACTIVITY: TRY THIS</p> <p>Brainstorm with your child something they can draw—maybe it's something they see/do during breaks from school, somewhere they would like to visit or an imaginary place. Once they have a picture in mind, encourage them to draw it in their journal and then create a story about the picture that includes a beginning, middle and end. Younger children can dictate the story or sound out words phonetically. Then have your child present their story and drawings to someone.</p>
<p>Wednesday, December 23, 2020 at 10am DANIEL TIGER'S NEIGHBORHOOD</p> 	<p>SOCIAL AND EMOTIONAL LEARNING</p> <p>EPISODE - Daniel's Winter Adventure/Neighborhood Nutcracker</p> <p>FOCUS - Writing prompt: "My favorite winter activity/My favorite holiday tradition"</p> <p><small>PA STANDARD: CC.1.4.K.B USE A COMBINATION OF DRAWING, DICTATING, AND WRITING CC.1.4.K.C. WITH PROMPTING AND SUPPORT, GENERATE IDEAS AND DETAILS TO CONVEY INFORMATION.</small></p> <p>ACTIVITY: TRY THIS</p> <p>Talk with your child about favorite winter activities they like to do (sledding, ice skating, building a snowman, etc.) OR their favorite holiday traditions. Then, choose one to write about in their journal. Writing prompt: "My favorite winter activity is _____. I like it because _____." Encourage older children to write more details. Younger children can dictate and/or write out words phonetically. They can include photographs or drawings to go with their writing.</p>
<p>Thursday, December 24, 2020 at 10:00am PEG+CAT!</p> 	<p>MATHEMATICS / LITERACY</p> <p>EPISODES - The Honey Problem/The Penguin Problem</p> <p>FOCUS - Using positional words: "over", "under" and "in between" in writing and speech</p> <p><small>PA STANDARD: CC.1.2.K.J / CC.1.3.K.J USE WORDS AND PHRASES ACQUIRED THROUGH CONVERSATIONS, READING, BEING READ TO. CC.1.4.K.B USE A COMBINATION OF DRAWING, DICTATING, AND WRITING</small></p> <p>ACTIVITY: TRY THIS</p> <p>Ask your child to write a sentence for each word: "over," "under," and "in between". They can write in their journal. Older children can also write a short story about penguins using these positional words in their story. Younger children can dictate or write out the sentences phonetically. Then, play a game such as "Simon Says", "I'm thinking of..." or invent an indoor obstacle course and try to use these positional words in your directions or commands. For example, "Simon Says, jump over the pillow"; "I'm thinking of something that is under the table"; "Go in between the couch and the coffee table to get to the chair." Take turns being the leader.</p>
<p>Friday, December 25, 2020</p> 	<p>Enjoy your day together!</p> <p>Check out the special programming on your own local PBS station.</p>